

2018 Community Report

 Kingswood College

Where potential soars



Principal's Report

Kingswood College continued to live out its mission in 2018, providing world class, holistic, student-centred learning for its students from ELC-Year 12.

Centred on student wellbeing, the learning program in and beyond the classroom locally, nationally and globally provided opportunities for our students to better understand their unique gifts and talents and to make worthy contributions to the wider world.

Our commitment to coeducation, dating back to the 1930s, continues apace. In 2018 we commenced the school year with our best ever gender balance of 45% girls and 55% boys.

Students from the Class of 2018 excelled in a range of different endeavours – with a Premier's Award in History Revolutions, being selected in the Top Designs exhibition, and more.

Staff, student and parent surveys were conducted mid-2018, with the best results on record. In 83% of the areas measured, parents' feedback was the best ever. Staff rated learning, student behaviour, engagement, as well as staff wellbeing with the highest ever results. . Students rated connectedness, teacher empathy, purposeful teaching, stimulating learning, student motivation, safety and classroom behaviour also as the best ever.

Governance of the College continued strongly, including a seamless transition from longstanding Chair, Rev Dr Philip Hughes, to Campbell Chambers. We are grateful to both these leaders for their commitment and contribution to the College.

We received strong support from our Parents and Friends Association and we thanked our exiting President Michelle Hodgson for all her work.

Our community is stronger than ever and truly a place where everyone belongs.

Elisabeth Lenders
Principal

Our Vision

To be a world-class school known for our innovation, engagement and collaboration; where our students' potential soars because we nurture and challenge them to know themselves and achieve their personal best as global citizens.

Strategic Plan

Welcome to the future. The Strategic Plan 2015 – 2020 builds on our long history of being a leader in education of the mind, body, heart and spirit. Proudly a co-educational school, Kingswood College has long devoted itself to preparing its students for real life in all its facets: for tertiary education and career, for family life and community.

Kingswood College has identified three key strategic frameworks that shape the College's direction from 2015 – 2020.



Model for learning



Jigsaw for World Class School



LATTICE framework

This will be achieved by ensuring that Kingswood College's learning and teaching, our wellbeing, cultural and sporting programs, community partnerships - locally, nationally and globally - and the services that support these activities are:



Innovative



Collaborative and



Engaging

Our Students

Kingswood College student community comprises local, international and Indigenous students.

Attendance

The College takes its legal responsibility for student welfare seriously and makes every effort to ensure the whereabouts and safety of all students at all times throughout the school day. Parents must notify the relevant School Administrator by telephone or email if their child will be late or absent by 8.30am. When arriving late to the College or leaving early, students must sign-in/sign-out at their school section's office. Students at the College are committed to their studies and involvement in co-curricular activities and this is evident in an average daily attendance across the College of 95% for boys and girls in 2018. Figure 1 below outlines the student attendance by year level.

Year Level	Attendance %	
	Female	Male
Prep	96%	94%
Year 1	97%	96%
Year 2	95%	96%
Year 3	98%	96%
Year 4	96%	97%
Year 5	96%	97%
Year 6	96%	96%
Year 7	95%	94%
Year 8	89%	94%
Year 9	95%	92%
Year 10	93%	95%
Year 11	92%	92%
Year 12	96%	95%

Student outcomes in state and national testing

NAPLAN

Kingswood College students continue to perform well against national benchmarks. The table below shows a breakdown of students below (-), at (AT) and above (+) the National Minimum Standards based on NAPLAN results for 2018. The College was congratulated by ACARA for student achievement growth in 2018.

	Year 3			Year 5			Year 7			Year 9		
	-	AT	+	-	AT	+	-	AT	+	-	AT	+
Reading	6%	0%	94%	0%	8%	92%	1%	9%	90%	0%	5%	95%
Writing	0%	6%	94%	0%	3%	97%	3%	14%	83%	10%	15%	76%
Spelling	0%	6%	94%	0%	8%	92%	3%	9%	88%	3%	12%	85%
Grammar & Punctuation	6%	0%	94%	0%	3%	97%	4%	7%	88%	2%	22%	76%
Numeracy	0%	0%	100%	0%	3%	97%	1%	7%	91%	0%	3%	97%

Average Standardised Assessment Results for Year 9

The average standardised assessment results for Year 9 are based on NAPLAN results from 2018. The results indicate that the median achievement of Kingswood students is above state-wide and nation-wide median achievements in all areas assessed by NAPLAN.

	Reading	Writing	Spelling	Grammar & Punctuation	Numeracy
Kingswood Mean	628	589	611	606	635
State Mean	591	551	586	584	603
National Mean	584	542	583	581	596

Year 12 Class of 2018

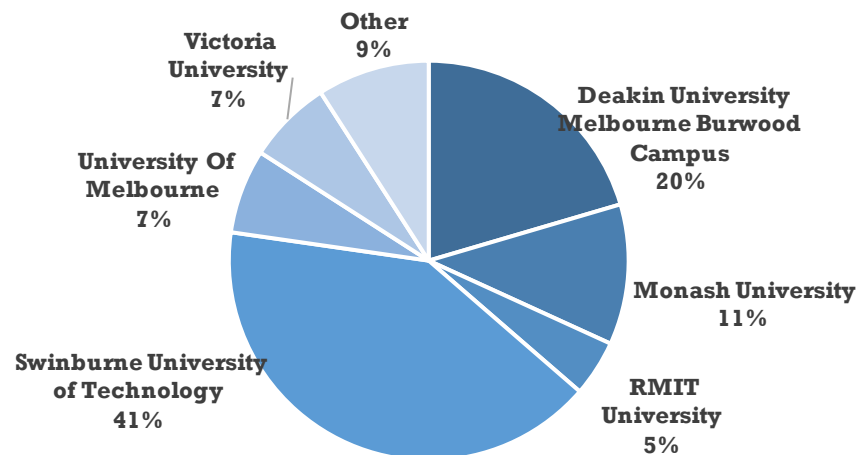


The Year 12 Class of 2018 comprised 49 students and of the 44 eligible for an ATAR the results were:

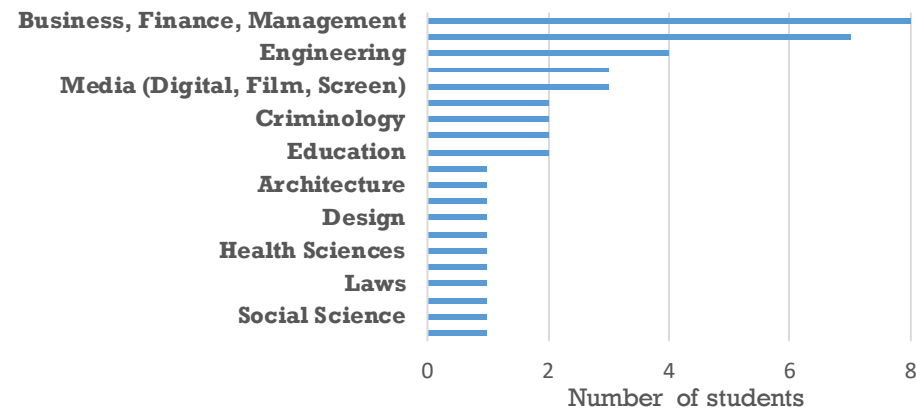
ATAR 80 and above	40%
ATAR 90 and above	16%
Mean ATAR	73.13
Median ATAR	74.25

University Offers

The top four universities offering places for Kingswood College students as outlined below from the Class of 2018 were Deakin University, Monash University, Swinburne University and University of Melbourne.



Course Offers



Our Staff

Staff: #belong and #bettertogether at Kingswood College

Working at Kingswood College means belonging to a talented and motivated team that works together to ensure every student achieves their personal best.

Kingswood College staff enjoy:

- an agenda and culture of excellence and continuous improvement and innovation in education
- being part of a true community where everyone belongs
- access to high quality learning experiences
- opportunities for career progression
- opportunities for local, national and global collaboration with world class educators and institutions

The 2018 Staff Survey results reflect our focus on staff wellbeing, engagement and work demands and are very encouraging of our vision to be a world-class school that is actively sought after by future employees.

We continue to receive unsolicited applications from high-calibre staff at other leading schools, and this further highlights our growing reputation as an employer of choice for those in the education sector.

121 full time and part time staff - comprising

Teachers, 96 or 79%	Allied Educators, 25 or 21%
--------------------------------	--

Gender percentage



72.7% females



27.3% males

	Female	Male	Total
Managers	16	9	25
Teachers	56	17	73
Allied Educators	16	7	23
TOTAL	88	33	121



Staff 2018



Schools need vision – the right vision for the community and the times – quality staff motivated to bring the vision to fruition, and sustainable operations to enable the best opportunities for students.

Kingswood College has the right vision for the times, talented and capable staff, and even more sustainable operations.

Our survey results demonstrate the value staff place on the professional learning opportunities and experiences made available at the College. These opportunities afforded to staff enable us to achieve even more impact in the classrooms and beyond.



41% of staff hold 2 qualifications

25% of staff hold 3 qualifications

14% of staff hold 4 or more qualifications.

Our Community

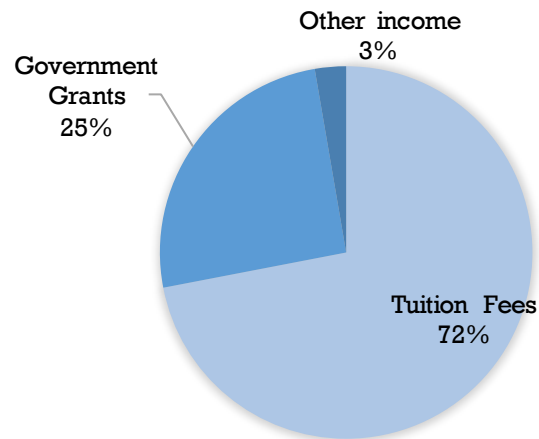
Satisfaction surveys

Kingswood College participates in the Insight SRC satisfaction surveys. The results of all three surveys — students, parents and staff — are used to inform the planning and strategic direction of the College

Our Finances

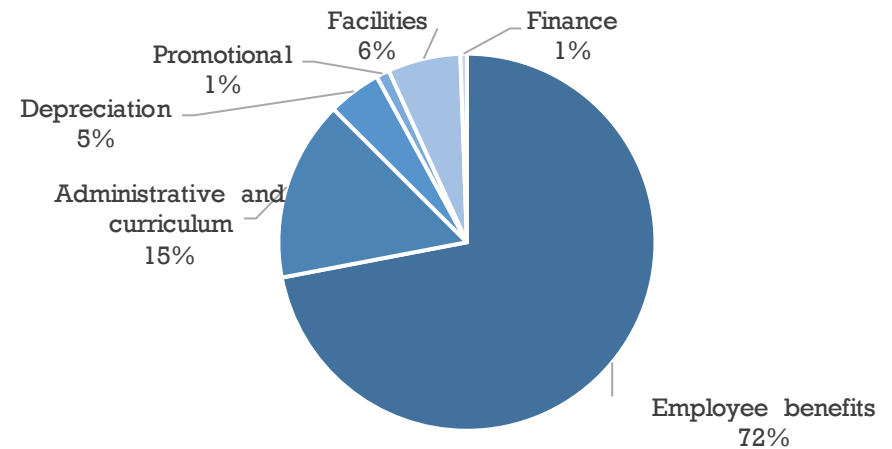
Income

Kingswood College combined income received during 2018 was \$16.2 million generated overwhelmingly from fees paid by parents as outlined below.



Expenditure

As outlined below the main expense of the College is employment costs.



Acknowledgements

Kingswood College acknowledges the Australian Government and the State Government Victoria for its recurrent funding for independent schools and for funding of students with special requirements.

